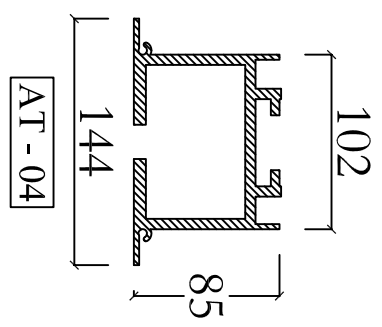
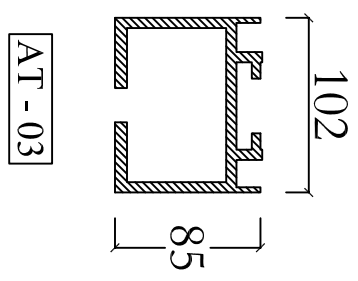
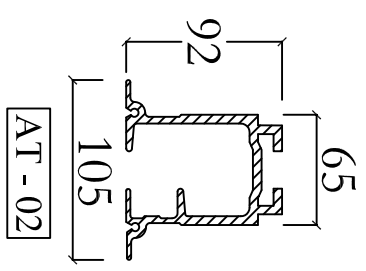
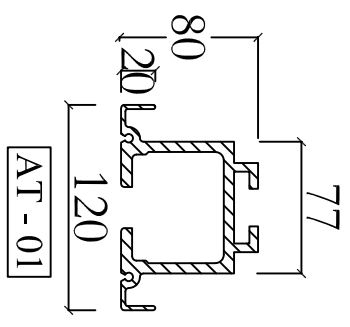
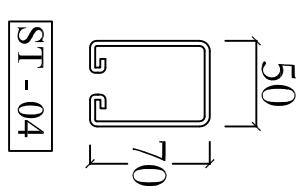
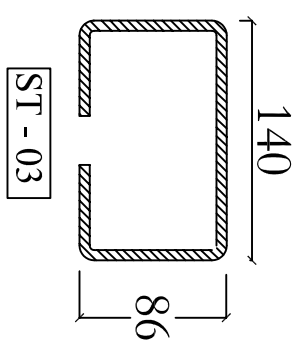
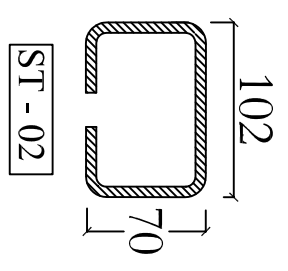
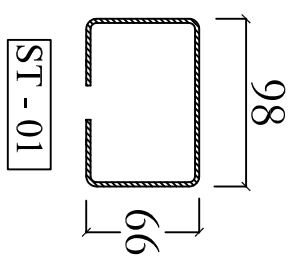


ALUMINIUM TRACKS



STEEL TRACKS



AT - 01	500/600 - Single Point
AT - 02	500/600 - Double Point
AT - 03	500/600 - Single/Double Point
AT - 04	500/600 - Single/Double Point
ST - 01	500/600 - Single/Double Point
ST - 02	500/600 - Single/Double Point
ST - 03	500/600 - Single/Double Point
ST - 04	500/600 - Single/Double Point

brockhouse
 Brockhouse Modernfold Ltd
 Key One, 23 The Tylings, Worcester, WR1 1HD
 Tel: 01905 330055 Fax: 01905 330234
 Email: sales@brockhouse.net

SYSTEM:	500/600 SERIES	REV & DATE	AUG 08
TITLE :	TRACK TYPES	DRAWN BY	SJB
ALL DIMENSIONS IN MILLIMETRES - DO NOT SCALE ©		DRAWING REF:	QTE 500 / 07